



Rocky River City School District

State of the Schools

9.7

February 27, 2017



Rocky River Board of Education



*Front row: Kathleen Goepfert, Jon Fancher (President)
Back row: Addie Olander, Rick Manoloff (Vice President), Diana Leitch*

Rz

Globally Competitive

Exceptional Opportunities

Caring Environment

Successful Students




Rr

Strategic Plan

Quality Profile

available at rrcs.org



Rr

Student Enrollment



Rocky River City School District Projected Enrollment

Grade	2016-17 Actual	2016-17	2017-18	2018-19	2019-20	2020-21	2021-22	2022-23	2023-24	2024-25
Pre-K	63	30	26	31	29	29	29	29	29	29
K	133	155	134	164	152	152	152	152	152	152
1	160	174	183	158	193	178	178	178	178	178
2	187	193	177	186	161	196	181	181	181	181
3	198	217	208	190	200	173	211	195	195	195
4	199	212	218	209	191	201	174	212	196	196
5	211	216	216	222	212	194	205	177	216	199
6	232	231	227	227	233	223	204	214	185	226
7	220	245	244	239	239	245	235	215	226	195
8	214	229	250	249	245	244	251	240	220	231
9	202	219	231	253	252	247	247	253	243	222
10	217	242	224	237	259	258	253	252	259	248
11	205	210	229	212	224	245	244	239	239	245
12	216	204	210	230	212	225	246	244	240	240
Pre-K-12 Total	2,662	2,777	2,777	2,807	2,802	2,810	2,810	2,781	2,759	2,737
Other	17	25	26	26	28	28	29	28	28	28
Grand Total	2,679	2,802	2,803	2,833	2,828	2,838	2,839	2,809	2,787	2,765

Source: *FutureThink*

Rr

Student Achievement



2015 - 2016 Report Card for Rocky River City School District

DISTRICT GRADE

Coming in
2018



Achievement

The Achievement component represents the number of students who passed the state tests and how well they performed on them.

COMPONENT GRADE

A

Performance Index

89.2%..... **B**

Indicators Met

96.6%..... **A**



Progress

The Progress component looks closely at the growth that all students are making based on their past performances.

COMPONENT GRADE

B

Value-Added

Overall..... **A**

Gifted..... **A**

Students with Disabilities..... **B**

Lowest 20% in Achievement..... **C**



Gap Closing

The Gap Closing component shows how well schools are meeting the performance expectations for our most vulnerable populations of students in English language arts, math and graduation.

COMPONENT GRADE

B

Annual Measurable Objectives

81.0%..... **B**



Graduation Rate

The Graduation Rate component looks at the percent of students who are successfully finishing high school with a diploma in four or five years.

COMPONENT GRADE

A

Graduation Rates

98.6% of students graduated in 4 years..... **A**

99.5% of students graduated in 5 years..... **A**



K-3 Literacy

The K-3 Literacy component looks at how successful the school is at getting struggling readers on track to proficiency in third grade and beyond.

COMPONENT GRADE

Not Rated

K-3 Literacy Improvement

NC..... **NR**



Prepared for Success

Whether training in a technical field or preparing for work or college, the Prepared for Success component looks at how well prepared Ohio's students are for all future opportunities.

COMPONENT GRADE

B



Performance Index Rankings 2016 (Ohio)

District	Performance Index	County
Solon	110.59	Cuyahoga
Ottawa Hills	108.91	Lucas
Oakwood	107.66	Montgomery
Madeira	107.60	Hamilton
Beachwood	107.42	Cuyahoga
Rocky River	107.09	Cuyahoga
Indian Hill	106.71	Hamilton
Brecksville-Broadview Heights	105.72	Cuyahoga



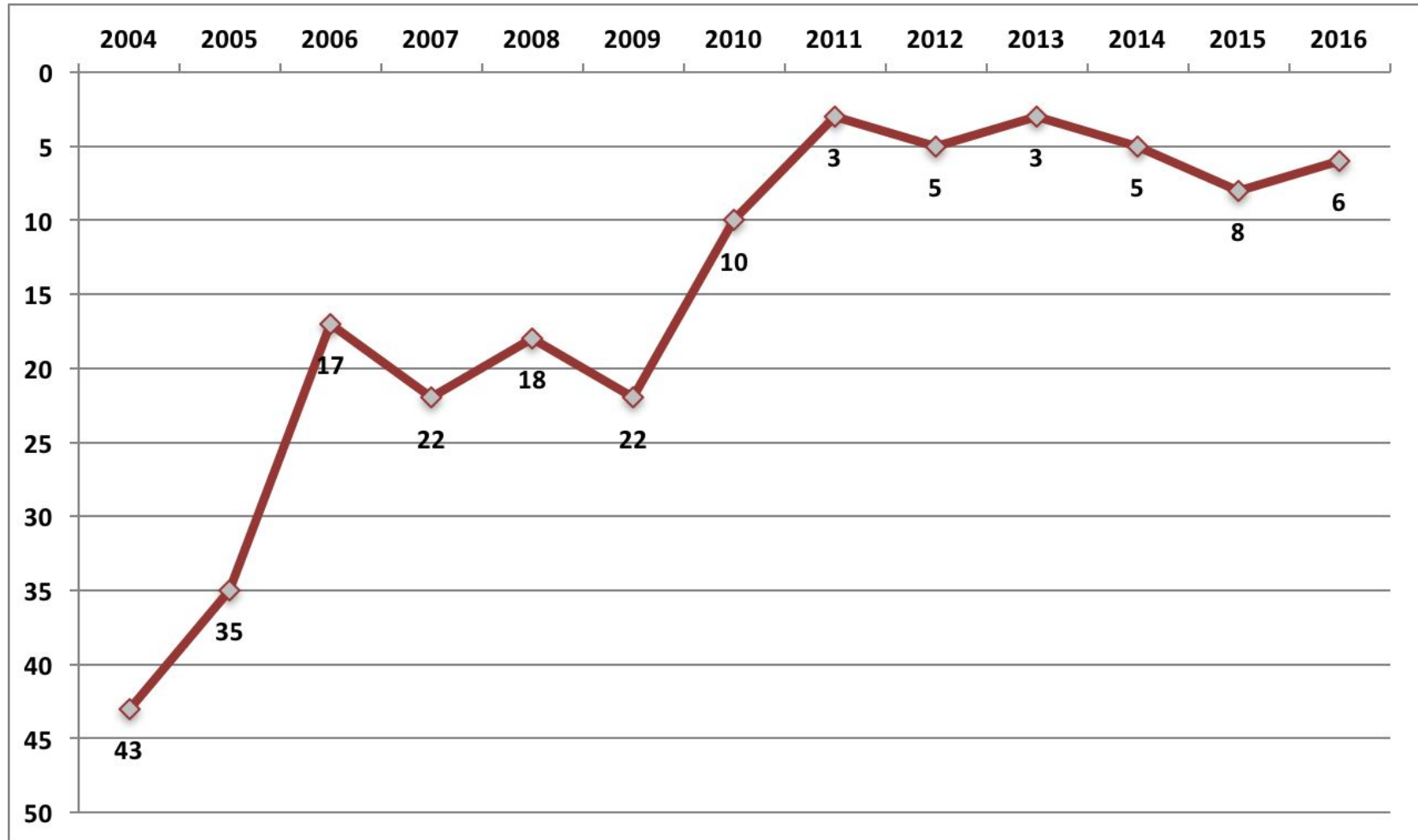
Performance Index Rankings 2016 (Cuyahoga County)

District	Performance Index
Solon	110.59
Beachwood	107.42
Rocky River	107.09
Brecksville-Broadview Heights	105.72
Chagrin Falls	103.25
Bay Village	102.92
Independence	102.11
Cuyahoga Heights	101.93
Orange	99.74
North Royalton	99.82
Westlake	98.09

Ohio Public School Districts



RRCSD Performance Index Rankings



Rr



**Rocky River City School District
Preschool Program Recognized as a
Quality Learning and Development Program**



Rocky River High School

National Merit Scholarship Finalists



Grace Janosik



Olivia Loparo



Hannah Mazzei



Ergis Mecaj



Elliott Moreau



Siwei Wang



Jessica Zelinski



Victoria Zelinski

Rr



7th Annual
AP[®] District Honor Roll Recipient

AP[®]

CollegeBoard

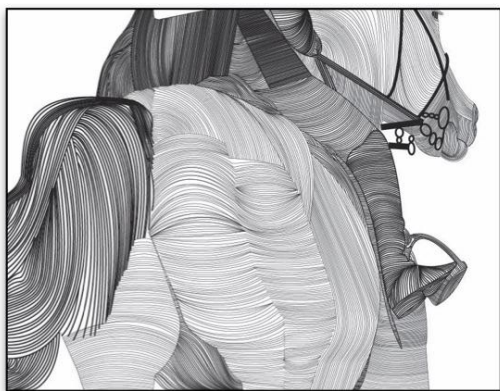
RRCSD Placed on the College Board's

7th Annual AP[®] District Honor Roll

for Significant Gains in Student Access and Success



2017 Scholastic Art + Writing Awards Recipients



Silver Key Award

Rachel Milenius, *A Walk to Remember*, Digital Art

Congratulations to the
Rocky River High School art students
who placed in the
2017 Scholastic Art + Writing Awards,
presented by the
Alliance for Young Artists & Writers.



Honorable Mention

Sophia Story, *Gray Reflection*, Drawing & Illustration

Rr



RRHS Computer Club members Hady Salama, Ergis Mecaj, Mary Bebie and Austin Wilson each received a Kindle Fire for placing first in the Hyland Software Innovation Showdown.

RRHS Computer Club Team wins the Hyland Software Innovation Showdown

Rr

RRMS Students Recognized in VFW Patriot's Pen Essay Contest



Rr

District Safety



District Safety

- Safe School Helpline
- NaviGate Prepared
- Rocky River City-School Safety Collaboration
- A.L.I.C.E. Training conducted by RRPD
- Safe Routes to School

Rr

Finance

District Five-Year Forecast
available at rrcs.org

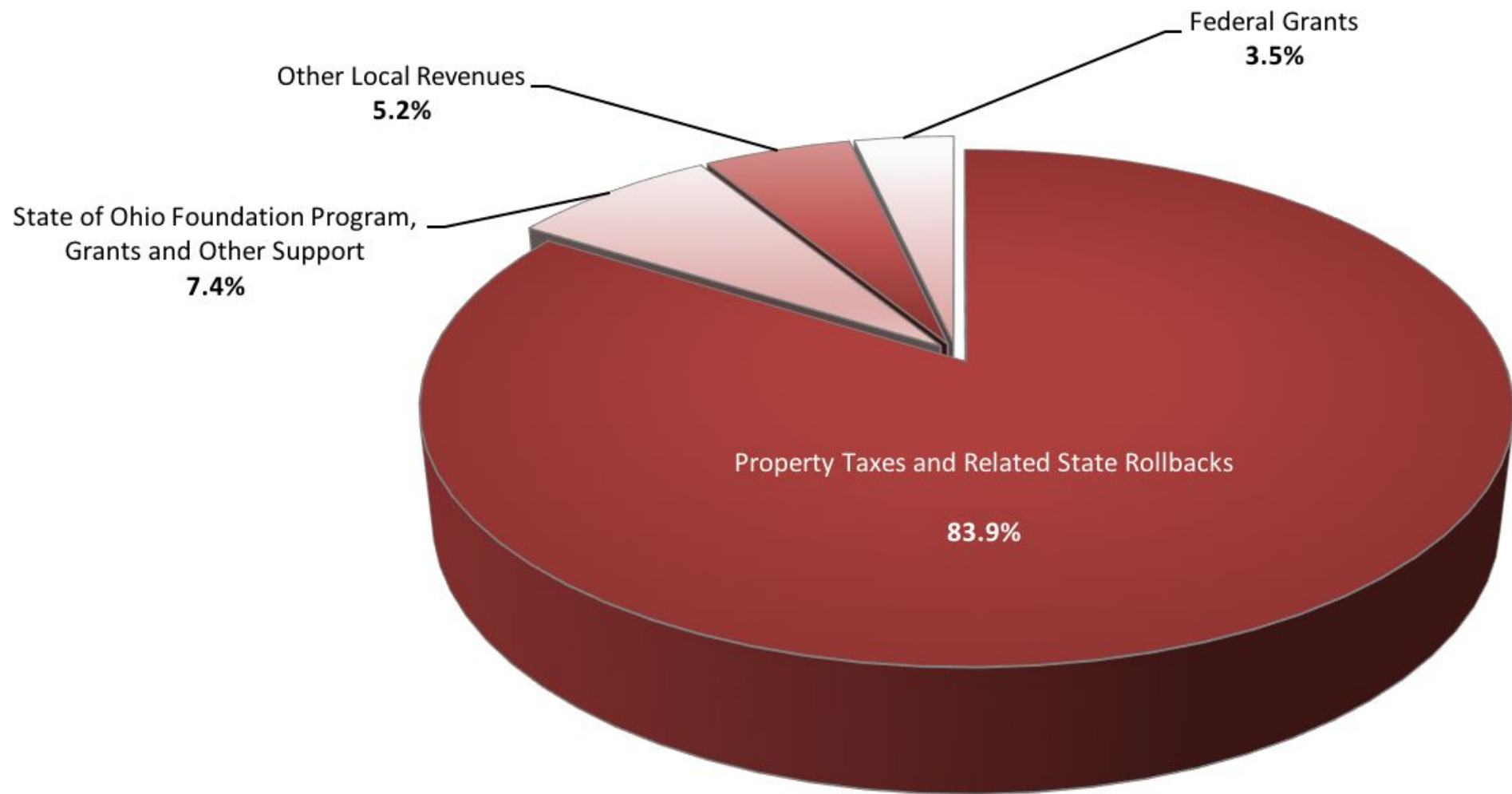


Consortium/Group Purchasing

- **Suburban Health Consortium** – medical & prescription coverage
- **Lakewood Career Technical District**
- **Ohio Schools Council** – natural gas, food & commodities, buses, office & maintenance supplies
- **Power4Schools** - electricity
- **North Coast Council** – financial & student information systems, EMIS reporting, internet connectivity
- **HPS** – food & commodities
- **Association of Educational Purchasing Agencies** – artificial turf field
- **The Cooperative Purchasing Network** – playground equipment
- **City of Rocky River Partnership** – artificial turf field, gasoline, facility usage (ice rink, tennis courts, school gymnasiums)

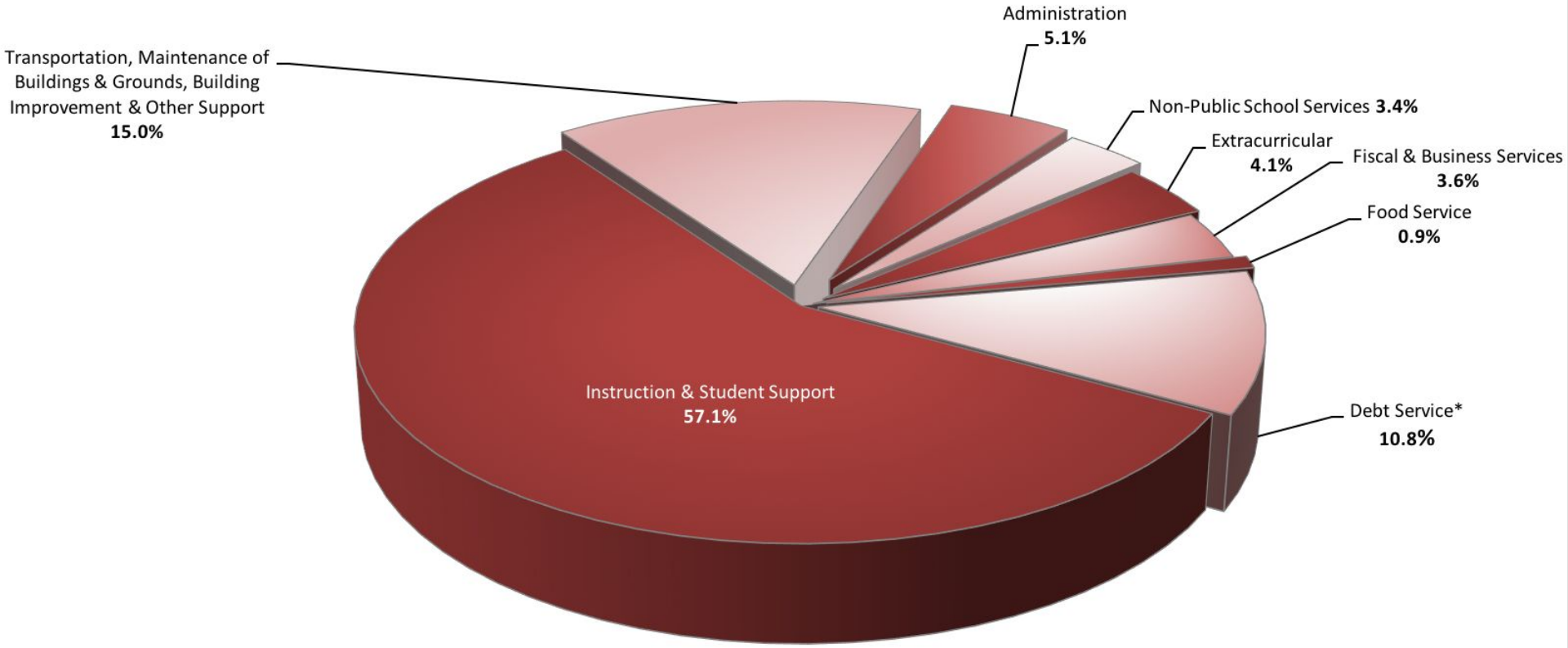


Revenues - All Sources - Fiscal Year 2016





Expenditures - All Funds - Fiscal Year 2016





Total Expenditure per Pupil by District

(Cuyahoga County)

District	2015-2016 School Year*
Orange City	\$21,628
Beachwood City	\$21,166
Cleveland Heights-University Heights	\$19,671
Warrensville Heights	\$19,557
East Cleveland	\$19,354
Shaker Heights	\$16,280
Cleveland Municipal	\$16,162
South Euclid-Lyndhurst	\$16,149
Independence	\$15,590
Cuyahoga Heights	\$15,447
North Olmsted	\$14,676
Mayfield City	\$14,652
Richmond Heights	\$14,388
Solon City	\$13,867
Bedford City	\$13,732
Chagrin Falls	\$13,412
Euclid City	\$13,353
Westlake City	\$13,272
Parma City	\$13,045
Stongsville City	\$12,685
Lakewood City	\$12,643
Rocky River City	\$12,520

*Source: Ohio Dept. of Education



Community Tax Bill Comparison - Tax Year 2016

Rank	School District	School District - Res/Agr Effective Rate	Res/Ag School Tax Bill per \$100,000 Market Value*
------	-----------------	--	--

SORTED BY RES/AGR EFFECTIVE RATE:

1	Lakewood	62.85	2,199.75
2	North Olmsted	59.74	2,090.90
3	Bay Village	57.72	2,020.20
4	Fairview Park	56.97	1,993.95
5	Olmsted Falls	54.04	1,891.40
6	Chagrin Falls	53.25	1,863.75
7	Solon	47.25	1,653.75
8	Rocky River	46.35	1,622.25
9	Orange	45.68	1,598.80
10	Beachwood	40.49	1,417.15
11	Westlake	36.12	1,264.20
12	Independence	34.73	1,215.55

Rr

Levy Facts

- May 2, 2017 Election
- 4.9 mills
 - 4.4 Operating Levy
 - 0.5 Permanent Improvement Levy

Rr

Levy Facts

- 1998 RRMS Bonds retire 12/2017
- Net increase about \$8 per month per \$100,000 of home valuation
- Last levy was in 2012 - additional 2 years

Rr

Levy Information Night

March 13, 2017

7:00 - 8:00 PM

Rocky River Public Library




Ohio's Drug Overdose Epidemic: What Families Need to Know

A Town Hall Meeting Sponsored by RRCSD

***Cuyahoga County Board of Health
Rocky River Police Department
Westshore Enforcement Bureau***

3/6/17 @ 7 PM - RRHS Commons



Rr

Questions



Thank you!

Rocky River City School District
1101 Morewood Parkway
Rocky River, Ohio 44116

Phone: 440.356.6715

www.rrcs.org

shoaf.michael@rrcs.org

